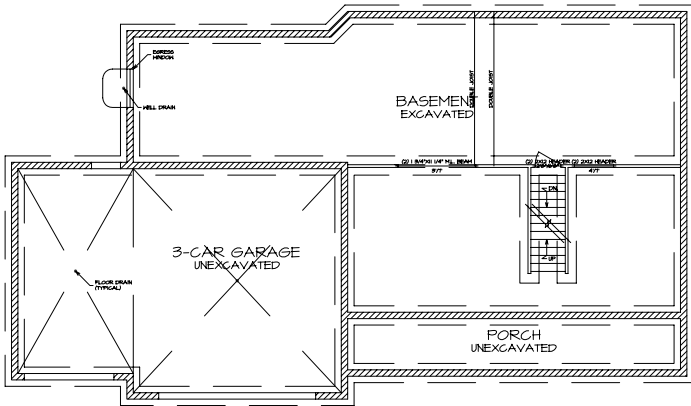




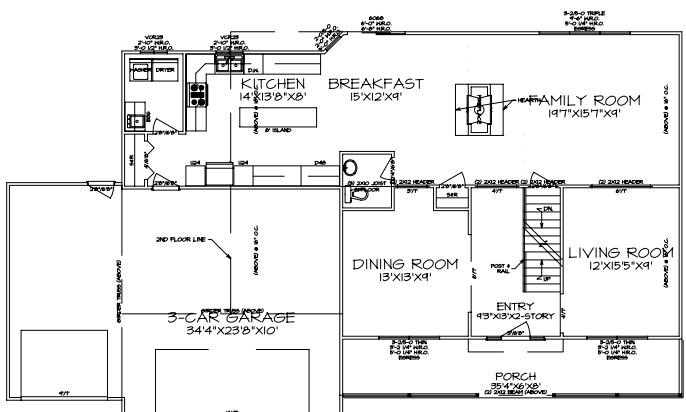
FRONT ELEVATION  
A-1 SCALE: 1/4"=1'-0"



FOUNDATION PLAN  
A-4 SCALE: 1/4"=1'-0"

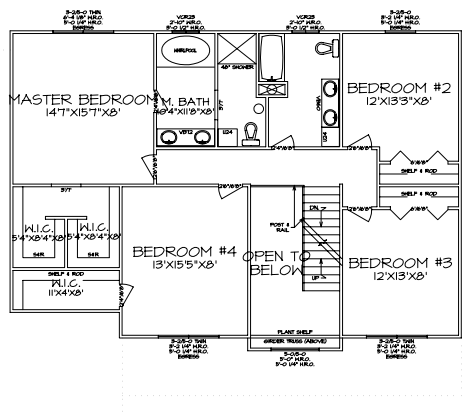
- FOUNDATION PLAN NOTES:**
1. ALL FOUNDATION WALLS TO BE 12" MIN. THICK CONCRETE.
  2. ALL FOUNDATION WALLS TO BE REINFORCED WITH #4 @ 12" O.C.
  3. ALL FOUNDATION WALLS TO BE FINISHED WITH 1/2" GYP BOARD.
  4. ALL FOUNDATION WALLS TO BE PAINTED WITH 2 COATS OF EXTERIOR GRADE PAINT.
  5. ALL FOUNDATION WALLS TO BE PROTECTED WITH 2" POLYSTYRENE INSULATION.
  6. ALL FOUNDATION WALLS TO BE FINISHED WITH 1/2" GYP BOARD.
  7. ALL FOUNDATION WALLS TO BE FINISHED WITH 1/2" GYP BOARD.
  8. ALL FOUNDATION WALLS TO BE FINISHED WITH 1/2" GYP BOARD.
  9. ALL FOUNDATION WALLS TO BE FINISHED WITH 1/2" GYP BOARD.
  10. ALL FOUNDATION WALLS TO BE FINISHED WITH 1/2" GYP BOARD.

STATISTICS:		D	
AREA:	EXISTING:	PROPOSED:	
FIRST FLOOR AREA:	N/A	1,468 S.F.	
SECOND FLOOR AREA:	N/A	1,487 S.F.	
TOTAL LIVING AREA:	N/A	2,955 S.F.	
BASEMENT AREA:	N/A	1,478 S.F.	
GARAGE AREA:	N/A	819 S.F.	
TOTAL AREA:	N/A	5,252 S.F.	



FIRST FLOOR PLAN  
A-5 SCALE: 1/4"=1'-0"

- FLOOR PLAN NOTES:**
1. ALL INTERIORS ARE TO HAVE 5/8" GYP BOARD.
  2. ALL INTERIORS ARE TO HAVE 5/8" GYP BOARD.
  3. ALL INTERIORS ARE TO HAVE 5/8" GYP BOARD.
  4. ALL INTERIORS ARE TO HAVE 5/8" GYP BOARD.
  5. ALL INTERIORS ARE TO HAVE 5/8" GYP BOARD.
  6. ALL INTERIORS ARE TO HAVE 5/8" GYP BOARD.
  7. ALL INTERIORS ARE TO HAVE 5/8" GYP BOARD.
  8. ALL INTERIORS ARE TO HAVE 5/8" GYP BOARD.
  9. ALL INTERIORS ARE TO HAVE 5/8" GYP BOARD.
  10. ALL INTERIORS ARE TO HAVE 5/8" GYP BOARD.



SECOND FLOOR PLAN  
A-5 SCALE: 1/4"=1'-0"

- FLOOR PLAN NOTES:**
1. ALL INTERIORS ARE TO HAVE 5/8" GYP BOARD.
  2. ALL INTERIORS ARE TO HAVE 5/8" GYP BOARD.
  3. ALL INTERIORS ARE TO HAVE 5/8" GYP BOARD.
  4. ALL INTERIORS ARE TO HAVE 5/8" GYP BOARD.
  5. ALL INTERIORS ARE TO HAVE 5/8" GYP BOARD.
  6. ALL INTERIORS ARE TO HAVE 5/8" GYP BOARD.
  7. ALL INTERIORS ARE TO HAVE 5/8" GYP BOARD.
  8. ALL INTERIORS ARE TO HAVE 5/8" GYP BOARD.
  9. ALL INTERIORS ARE TO HAVE 5/8" GYP BOARD.
  10. ALL INTERIORS ARE TO HAVE 5/8" GYP BOARD.